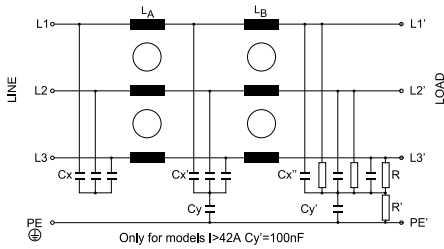


# FVDT

## Three Phase Double Stage

www.DataSheet4U.com

### Electrical schematics



### General Specifications

Maximum operating voltage: 520Vac.

Operating frequency: DC - 60Hz.

Hipot test voltage: L/N->PE: 3000Vdc 2s.

L<sub>i</sub>->L<sub>j</sub>: 2250 Vdc 2s.

Application class: HMF Acc. TO DIN 40040  
(-25°C/+100°C/95% RH, 30d)

Flammability class: UL 94 V2.

### Three phase double stage

Double stage three phase filter.

High performance for frequency  
inverters.

High current.

High voltage versions are available.

### Product List

TYPE	I@50°C	L	CX/CX'/CX''	CY/CY'	R/R' (MΩ)	HOUSING	Max. Ifug mA IEC 950	Max. Ifug mA 520V 50Hz	CONNECTION	WEIGHT ±g
FVDT-007B	7 A	4,91 mH	1/1,5/1,5 μF	-/1,5 μF	1/0.68 M	301	88 mA	8,8 mA	4mm <sup>2</sup>	1200
FVDT-007X						302			4mm <sup>2</sup> + AWG18	1200
FVDT-016B	16 A	4,4 mH	2,2/2,2/1,5 μF	-/1,5 μF	1/0.68 M	303	92 mA	8,8 mA	4mm <sup>2</sup>	1700
FVDT-016X						304			4mm <sup>2</sup> + AWG11	1700
FVDT-030B	30 A	1,94 mH	2,2 μF	-/2,2 μF	1/0.68 M	307	150 mA	15 mA	10mm <sup>2</sup>	1900
FVDT-030X						308			10mm <sup>2</sup> + AWG9	1900
FVDT-042B	42 A	1,5 mH	2,2 μF	-/2,2 μF	1/0.68 M	307	158 mA	16 mA	10mm <sup>2</sup>	2000
FVDT-042X						308			10mm <sup>2</sup> + AWG9	2000
FVDT-055B	55A	1,08 mH	2,2 μF	0,1/2,2 μF	1/0.68 M	310	158 mA	16 mA	16mm <sup>2</sup>	2200
FVDT-055X						311			16mm <sup>2</sup> + AWG6	2200
FVDT-075B	75 A	0,85 mH	2,2 μF	0,1/2,2 μF	1/0.68 M	310	158 mA	16 mA	25 mm <sup>2</sup>	4000
FVDT-100BE	100A	800μH	2,2 μF	0,1/2,2 μF	1/0.68 M	310	153 mA	15,4 mA	50 mm <sup>2</sup>	5800
FVDT-130BE	130 A	320μH	4,4/4,4/2,2 μF	0,1/2,2 μF	1/0.68 M	310	167 mA	15,9 mA	50 mm <sup>2</sup>	6600

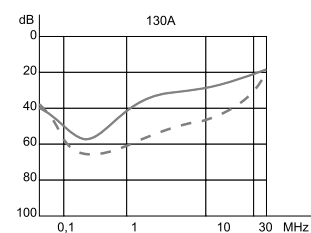
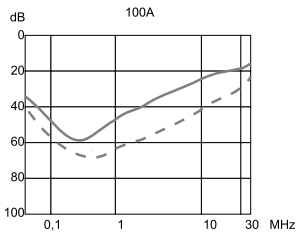
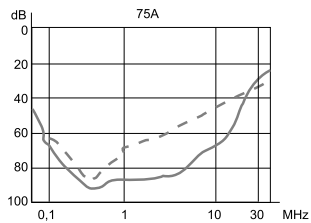
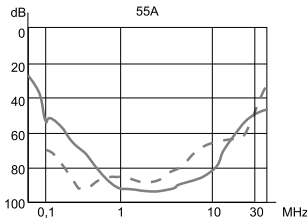
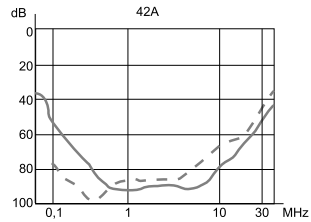
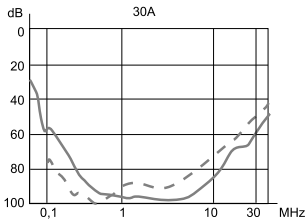
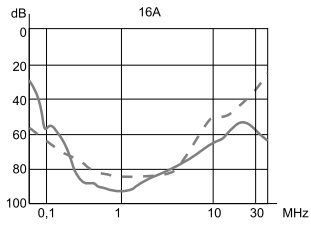
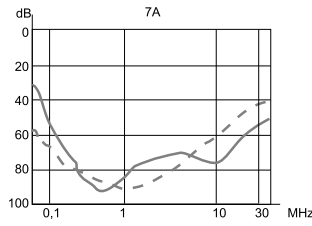
# FVDT

## Three Phase Double Stage

www.DataSheet4U.com

### Insertion Loss

----- ASYM  
 ——— SYM



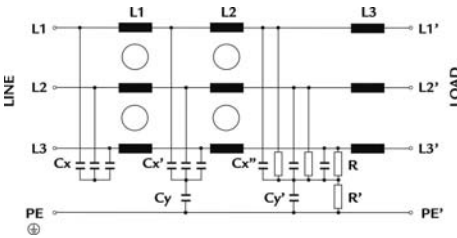
# FVDT

## Three Phase Double Stage

www.DataSheet4U.com

RFI Power Line Filters

### Electrical schematics



### General Specifications

Maximum operating voltage: 520Vac.  
 Operating frequency: DC - 60Hz.  
 Hipot test voltage: L/N->PE: 3000Vdc 2s  
 Li->Lj: 2250 Vdc 2s.

Application class:  
 HMF Acc. TO DIN 40040  
 (-25°C/+100°C/95% RH, 30d)  
 Flammability class: UL 94 V2.

### Three phase double stage

Double stage ultra compact three phase filter.

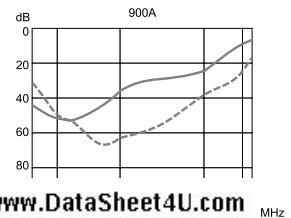
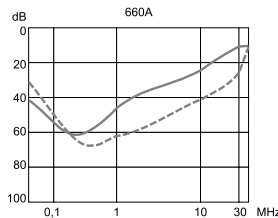
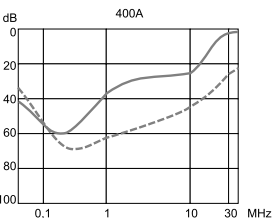
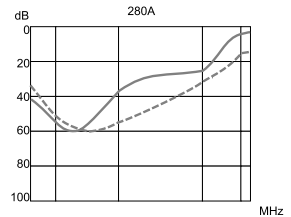
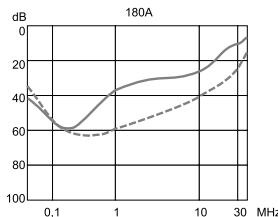
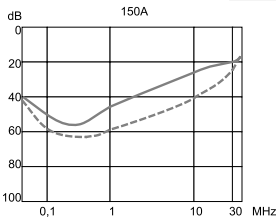
High performance for frequency inverters.

### Product List

TYPE	I@50°C	L	CX/CX'/CX''	CY/CY'	R/R' (MΩ)	HOUSING	Max. Ifug mA IEC 950	Max. Ifug mA 520V 50Hz	CONNECTION Bus Bar	WEIGHT ±g
FVDT-150WE	150 A	160 μH	4,4/4,4/2,2μF	0,1/2,2 μF	1/0.68 M	313	167 mA	15,9 mA	20X3 Ø8,5 23,5+10	7500
FVDT-180WE	180 A	160 μH	4,4/4,4/2,2μF	0,1/2,2 μF	1/0.68 M	313	167 mA	15,9 mA	20X3 Ø8,5 23,5+10	8300
FVDT-280WE	280 A	160 μH	4,4/4,4/2,2μF	0,1/2,2 μF	1/0.68 M	313	167 mA	15,9 mA	25X5 Ø10,5 18,5+15	9500
FVDT-400W	400 A	150 μH	2,2/4,4/4,4μF	0,1/2,2 μF	1/0.68 M	315	189,7 mA	18,3 mA	30X5 Ø11 25+15	14400
FVDT-660W	660 A	110 μH	2,2/4,4/4,4μF	0,1/2,2 μF	1/0.68 M	315	189,7 mA	18,3 mA	30X10 Ø11 25+15	16800
FVDT-900W	900 A	110 μH	2,2/4,4/4,4μF	0,1/2,2 μF	1/0.68 M	315	189,7 mA	18,3 mA	40X10 Ø14 30+20	20000

### Insertion Loss

--- ASYM  
 — SYM



www.DataSheet4U.com